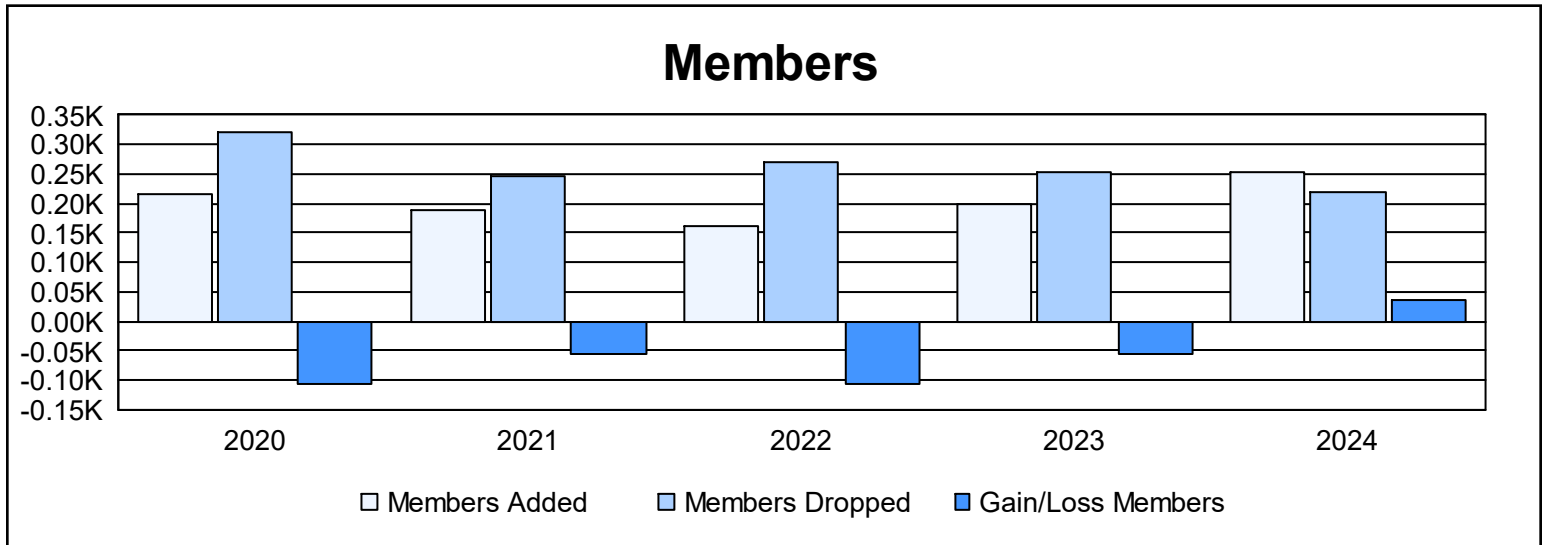
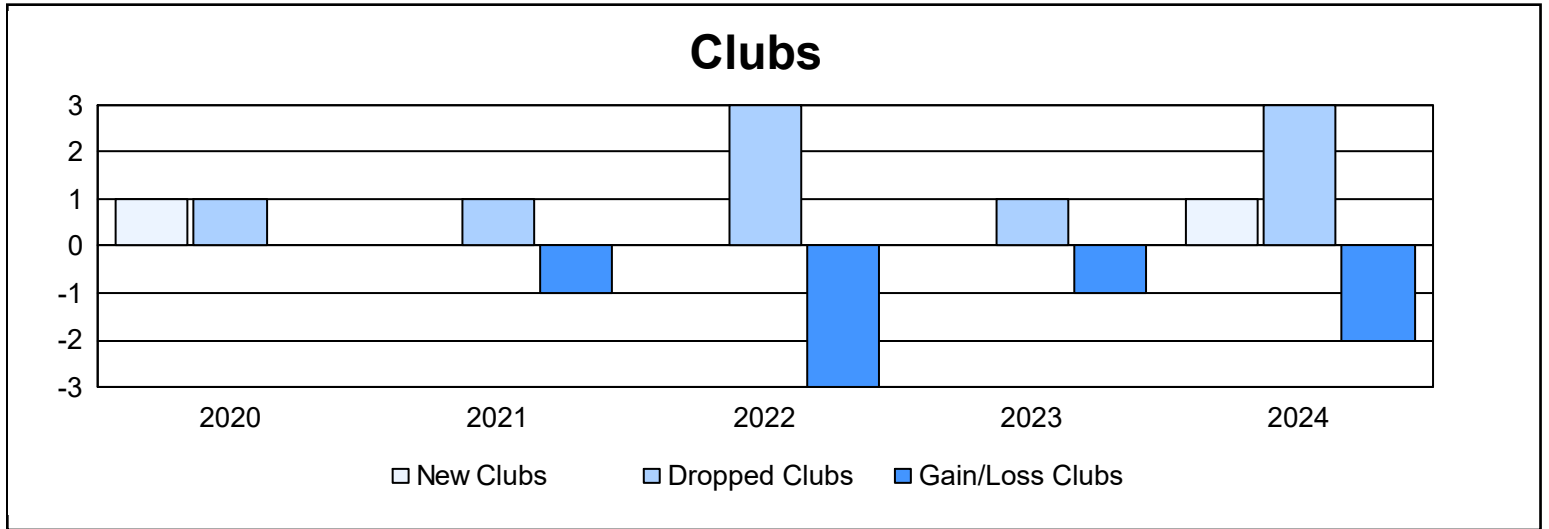
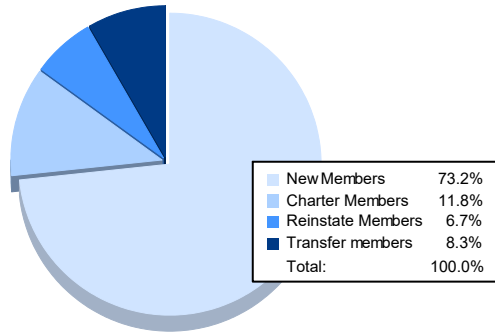


Year	New Clubs	Dropped Clubs	Gain/ Loss Clubs	New Members	Charter Members	Reinstate Members	Transfer Members	Total Member Added	Total Members Dropped	Gain/ Loss Members
2019-2020	1	1	0	135	42	9	30	216	321	-105
2020-2021	0	1	-1	157	3	5	25	190	247	-57
2021-2022	0	3	-3	119	2	7	35	163	271	-108
2022-2023	0	1	-1	133	5	9	52	199	254	-55
2023-2024	1	3	-2	186	30	17	21	254	218	36
<b>Average</b>	<b>0</b>	<b>2</b>	<b>-1</b>	<b>146</b>	<b>16</b>	<b>9</b>	<b>33</b>	<b>204</b>	<b>262</b>	<b>-58</b>



### Membership Composition June 2024 Cumulative



### Gender Composition June 2024 Cumulative

